





# The Maraca

The importance of the maraca in bomba music





Since bomba is a musical genre developed in a racial mix context, its musical instruments are also inherited from different social groups. The maraca has come to bomba by the influence of the native indigenous people of Puerto Rico, the Taínos. This maraca is made of a rounded Higuera fruit and filled in with different types of seeds.


The maraca makes a thick, strong and continuous sound. It's role in bomba is to establish and maintain the beat of the song. The beat works in music like the heartbeat works in the body, it offers a tempo.

# How to use our homemade maraca?

The maraca is a handcrafted instrument highly appreciated in the bomba community. Therefore, in order to give value to this instrument we are going to learn basic details about how to use it.

✓ **Grip:** How to hold the maraca? Where to initiate the movement when playing the maraca?

✓ **Seeds movements:** How the seeds move inside the Higuera? What is the importance of the shape and material of the maraca?



# Grip

The maraca must be held from the bottom area, holding its grip with the palm of your hand. If your maraca doesn't have a grip, you can hold it by the box of resonance or its body (higuera). In order to be able to play the maraca is important to know that the movement must initiate from the wrist. By moving your wrist back and forward, you will maintain the seeds inside the maraca in a constant and continuous motion.





Stills from video element "Making a maraca"

# Seeds movements

The seeds movements inside the maraca are responsible for producing sound. When playing your maraca, keep in mind the following:

- The seeds should move back and forward, in circular motion, and continuously.
- Is all about the contact between the seeds and the higuera! The maraca produces an uniform sound because is made only of one material, the Higuera dried fruit. Keep this in mind while selecting your container for the “Making a maraca” video activity. For example, you can select a container that is made of crystal but the lid is plastic. This will produce additional types of sounds, not much alike the maraca.



## Hint

If you sing the maraca rhythm, it will be easier to play it.

The rhythmic embodiment will help with the process of understanding how this instrument works like. Now that you have all this information, go ahead and create your maraca. Enjoy the process!

The maraca rhythm in sicá...



“Cha, chucu, cha, chucu, cha...”



**RIVERSIDE**

---

**Gluck Fellows  
Program of the Arts**

25 YEARS