

Building a "Cool" House

Directions: 1) Use a brown sheet of construction paper to glue the different parts of your house on. 2) Either cut out the shapes on this paper to build your house, or trace the different shapes onto colored construction paper and paste them together to build your house. 3) Remember to use lots of different shapes and colors!

A "Cool" House Has:

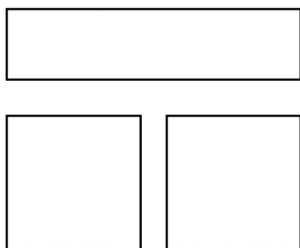
1. A Rectangular Roof




2. A Rectangular Side



3. Rectangular or Square Windows




4. Rectangular Doors

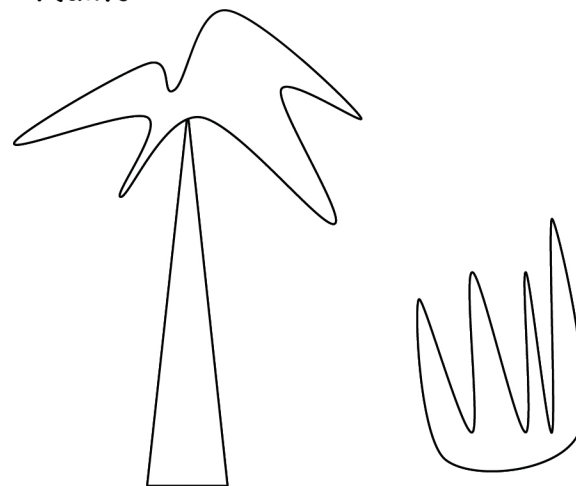


A "Cool" Landscape Has:

5. A Curvilinear-shaped Pool or Pond



6. Triangular-shaped and Curvilinear-shaped Plants



The famous, "cool" architects of the 20th century we learned about today that built Case Study Houses were: Ray Eames, Charles Eames, and Richard Neutra.

Fun fact: Richard Neutra designed many buildings for elementary and high schools around Southern California.