

**Zambas (not Sambas!)! An Interactive Workshop on Argentine Folkloric Music and Dance**




UCR Gluck Program 2016-2017





Hannah Balcomb and Eric Johns

[Hbalc001@ucr.edu](mailto:Hbalc001@ucr.edu), [ejohn014@ucr.edu](mailto:ejohn014@ucr.edu)

**How to dance the Chacarera!**

- The chacarera is a traditional folkloric partner dance from Argentina.
- While dancing, each dancer holds up their hands and snaps to the beat during each step except during the *zapateo* and *zarandeo*.

Figure name	English translation	Description	Number of steps	Illustration
Avance y retroceso	Forward and backwards	Dancers position themselves on either sides of an imaginary circle. To start, dancers take two steps forward, they meet briefly in the middle, and without turning around, they take two steps back and return to their original places.	4	
Giro	Little turn	Staying on opposite sides of the large imaginary circle, each dancer makes a small turn. They complete this in four steps.	4	
Vuelta entera	Big turn	Dancers now complete a wide circle. They complete this in two parts. Part 1: Each takes four steps so that they end up on opposite sides of the circle. Part 2: They then repeat this so that by step 8 they return to their original places.	4 + 4 Total of 8	

Zapateo y zarandeo	Footwork	<p>Standing on opposite sides of the large circle each dancer completes a short movement.</p> <p>Zapateo: dancer rhythmically stomps their feet</p> <p>Zarandeo: dancer forms the shape of a diamond in four steps and then repeats.</p>	8	
Vuelta entera	Big turn	Dancers repeat the vuelta entera	8	
Zapateo y zarandeo	Footwork	Dancers repeat zapateo and zarandeo	8	
Media vuelta	Half big turn	Dancers repeat media vuelta	4	
Giro final	Final little turn	Dancers repeat giro. On the final count they step towards each other and meet in the center.	4	